

## Low Rise Step Lift

LR800 / LR900 / LR1100







The Wessex LR Series is the ultimate in low rise lifting solutions.

Building on an impressive pedigree spanning over four decades of design innovation, the LR Series encapsulates the qualities embedded in every Wessex Lift.



Robust  
Simple  
Aesthetic

Flexible  
Stylish  
Creative




5 year Anti-corrosion Warranty



# Standard Options



High Specification Controls



Manual / Power Gates




Travelling Barrier




Bridging System




Glass Infill Panel



Full Height Side Panels



Special Colours and Finishes



Special Floor Covering



Key Switched Controls

# Technical Specification

Standard Specifications	LR800	LR900	LR1100
Platform Safety Edges	✓	✓	✓
24v Controls	✓	✓	✓
Battery Back Up	✓	✓	✓
Emergency Manual Lowering	✓	✓	✓
Suitable for External Application	✓	✓	✓
Maximum Threshold Height mm	1000	1000	1000
Safe Working Load kg	300	300	300
Usable Platform Dimensions mm (L x W)	1450 x 800	1450 x 900	1450 x 1100
Lift Footprint Dimensions mm (L x W) (add 55mm to length if installed with gate option)	1491 x 1004	1491 x 1104	1491 x 1304
Lift Footprint Dimensions With Ramp Down mm (L x W) (add 55mm to length if installed with gate option)	1885 x 1004	1885 x 1104	1885 x 1304
Lift Speed mm/sec	20	20	20
Lift Closed Height mm	73	73	73
Ramp Gradient	1:6	1:6	1:6
Power Supply – Single Phase & Earth	230v ac 50 Hz	230v ac 50 Hz	230v ac 50 Hz

- ✓ CE Marked
- ✓ Conforms to BS6440:2011




# Range

Under the surface, the Wessex LR range embodies over four decades of design innovation. A twin hydraulic cylinder configuration together with a full width scissor arrangement and a 5mm aluminium platform all combine to give strength and stability.

On the outside, a Bleu Sable architectural powder coat finish provides excellent exterior durability and colour retention. However, good design is not all about appearance; it is also about function, and with the Wessex LR functionality has never looked so good.

# Customer Care

At Wessex Lifts, what matters is total Customer care and attention. Wessex offers a complete service package – from project feasibility and professional advice, to home assessment, manufacture, installation and after sales service. From the time of your initial inquiry, our experienced personnel are on hand to offer the diamond class of personal service at every stage of your journey with us.



## Other lifts available from the Wessex range



Wessex Lift Co. Ltd  
Budds Lane, Romsey,  
Hampshire, SO51 0HA

Tel: 01794 830303  
Fax: 01794 514346  
info@wessexlifts.co.uk

[www.wessexlifts.co.uk](http://www.wessexlifts.co.uk)

British Design & Manufacture



Ref LR00 7502  
Issue E  
Language UK