

# Up lifting



**uplifts**  
BY STANNAH







# Over 150 years of lifting experience.



You may know Stannah for our stairlifts, but did you know that we have been providing both commercial and domestic lifts for generations, in fact for over 150 years. Since those early days, when Joseph Stannah started the business selling hoists and cranes on the banks of the River Thames in London, we have constantly evolved and innovated to help move people and goods between floors, making life that little bit easier.

The homelifts of the 1970's were bulky, cumbersome and expensive to install. That's why we've used our extensive lifting expertise and proven stairlift technical knowledge to bring a lifting solution specifically designed for you and your home, one that is compact, elegant and affordable - introducing **Uplifts®**

# Homelifts like you've never seen before.



**Uplifts by Stannah** are homelifts like you've never seen before. With a unique design that integrates the guide rails into the cabin, **Uplifts** make the most of the space available in your home, leaving your living areas free for you to enjoy when the lift is located on the other level.

**Uplifts** provide effortless travel between the floors of your home. Available in two cabin sizes, it also comes with a reduced cabin height option on each to accommodate low ceilings.

We've focused on creating elegant designs that don't just fit into your home but elevate it. With a range of options and accessories, you can customise your **Uplift** to suit your personal style, making your home truly yours.





The S2 - for one or two people



The S3 - for three people or a wheelchair

Self-contained drive system



Self-supporting structure



Low level access ramp



Intuitive controls





# Designed with you in mind.



Uplifts have the perfect blend of simplicity and style that redefine the homelift experience

- Electrically powered, the reliable self-contained drive-system is located in the top of the cabin, ensuring all of the workings of the lift are hidden so that it looks neat and tidy in your home.
- The self-supporting structure means that it doesn't fix to any walls making it a flexible option to be installed almost anywhere in the home.
- A low-level access ramp on both the S2 and S3 model allows for easy access when getting in and out of the lift.
- Intuitive constant pressure controls inside the cabin will get you moving with a push of a button whilst wireless wall controls positioned on each level allow you to call the lift to wherever you are.
- Choose from a half-height, full-height or dual door configuration.

# S2.

For one or two people





Don't think a homelift will fit in your home? You may be surprised at how compact the S2 Uplift is.

The guide rails are positioned neatly against your wall, allowing you full use of the space when the lift is out of the way. And as the rails are integrated inside the cabin, you'll be surprised at how light and spacious the interior is too.

### Uplifting design

With its unique design of integrated rails within the cabin, the S2 makes best use of the space it requires whilst enhancing the style of your home with an elegant finish that will blend into its surroundings. The rails can be positioned against the wall, leaving the area clear when the lift is on the other level.

### Uplifting safety

The S2 comes with a whole host of safety features as standard.

Safety edges fitted at the top and bottom of the cabin ensure that the lift stops in the event of an obstruction and a light beam on the half-height door protects you during travel.

The integrated emergency communication system allows you to call for help, should the need arise and a back-up battery will ensure your return to the ground floor safely, in the event of a power cut.

### Uplifting reliability

Our electrically powered reliable self-contained drive system, located at the top of the cabin, moves your homelift smoothly and quietly between floors. There's no need to install a motor room or hydraulic pump nearby, making it a compact solution for your home.

### Uplifting lighting

Warm ambient lighting at the top and bottom of the cabin makes the homelift convenient and easy to use, illuminating your way into unlit rooms as you travel.

### Uplifting energy

The S2 is simply plugged into a standard plug socket like any other home appliance. It's inexpensive to run too, the cost of one journey uses less energy than boiling a kettle.

### Uplifting accessibility

The half-height door gives the S2 an open and airy feel and allows for easy entry and exit. Access is effortless with a non-slip, low gradient, integrated ramp, minimising the risk of a trip or fall.

### Uplifting controls

Intuitive constant pressure controls makes the homelift simple to use and puts you in complete control during travel. Wireless remote controls fitted on both levels make it easy to call the lift to wherever you are.

# S3.

For up to three people  
or a wheelchair





Our most complete homelift solution, the S3 can accommodate up to three people standing or a wheelchair whilst being surprisingly compact with a spacious feel, thanks to its unique design with the rails integrated inside the cabin.

Its freestanding structure allows for flexible placement in almost any location, making it an ideal choice for your home. Plus with the option of dual doors, you can enter the S3 from either side.

### Uplifting design

With its unique design of integrated rails within the cabin, the S3 makes best use of the space it requires whilst enhancing the style of your home with an elegant finish that will blend into its surroundings.

### Uplifting safety

Safety at Stannah is our number one priority. That's why the S3 comes with a whole host of safety features as standard.

Safety edges fitted at the top and bottom of the cabin ensure that the lift stops in the event of an obstruction and a light beam on the half-height door protects you during travel.

The integrated emergency communication system allows you to call for help, should the need arise and a back-up battery will ensure your return to the ground floor safely, in the event of a power cut.

### Uplifting reliability

Our electrically powered, reliable self-contained drive system, located at the top of the cabin, moves your homelift smoothly and quietly between floors. There's no need to install a motor room or hydraulic pump nearby, making it a compact solution for your home.

### Uplifting lighting

Warm ambient lighting at the top and bottom of the cabin makes the homelift convenient and easy to use, illuminating your way into unlit rooms as you travel.

### Uplifting energy

The S3 is simply plugged into a standard plug socket like any other home appliance. It's inexpensive to run too, the cost of one journey uses less energy than boiling a kettle.

### Uplifting accessibility

The half-height door gives the S3 an open and airy feel and allows for easy entry and exit. Access is effortless with a non-slip, low gradient, integrated ramp, minimising the risk of a trip or fall. And, there's an optional dual door configuration to allow for better placement opportunities in your home.

### Uplifting controls

Intuitive constant pressure controls makes the homelift simple to use and puts you in complete control. Wireless remote controls fitted on both levels make it easy to call the lift to wherever you are.

# Upgrade your Uplift.

Make your homelift truly unique by adding personal touches that reflect your needs and style.

## Handrail

For added support when getting in and out of your Uplift.

## Seat

For additional comfort during travel that folds neatly away.

## Door choice

Choose between a half-height or full height door. There's also the option of dual doors on the S3.

## Controls

Additional hand controls can be supplied when needed.

## Reduced cabin height

If your home has low ceilings, our compact model reduces the minimum ceiling height requirement to 2200mm.



# Stannah.

## A name you can trust.

Once you have decided that a homelift is right for you and your home, all you need to think about is enjoying your uplifting life. That's because Stannah will be there, every step of the way, taking care of everything.

### Before

- We'll arrange for one of our sales consultants to talk you through the options we offer, and give you a straightforward quote for you to consider in your own time.
- Having chosen your Uplift, our surveyor will visit you to take all of the necessary measurements to ensure your Uplift is perfect for you and your home.

### During

- A dedicated Project Coordinator will keep in touch with you every step of the way to ensure a smooth, hassle-free installation of your new homelift.
- Installation of a homelift requires a building notice, but don't worry, we'll take care of everything.

### After

- Just like any major household appliance, a homelift needs a little expert care every year to keep it running to its full potential. That's why your Uplift comes with a two-year warranty that includes a free service per year.
- Once your warranty comes to an end, you can choose to take out one of our service contracts, ensuring that your homelift is kept in perfect working order.

# Technical information.

	Seated	Standing	Wheelchair	External width	External length	Internal width	Internal length	Internal headroom	Weight capacity
S2			x	1010mm	790mm	Min: 770mm Max: 940mm	740mm	1950mm	250kg
S3				1010mm	1220mm	Min: 770mm Max: 940mm	1140mm	1950mm	250kg

A smaller cabin height is available, ideal for lower ceilings, with an internal headroom of 1800mm.

Drive	Compact drum drive
Power supply	230V AC / 5 amps
Power source and consumption	Domestic plug socket
Noise level (decibel)	Less than 50db
Maximum travel	Up to 4.5metres (between 2 levels)
Maximum speed	0.1 metres per second (30 seconds for an average journey)
Controls	Constant pressure



## S2.


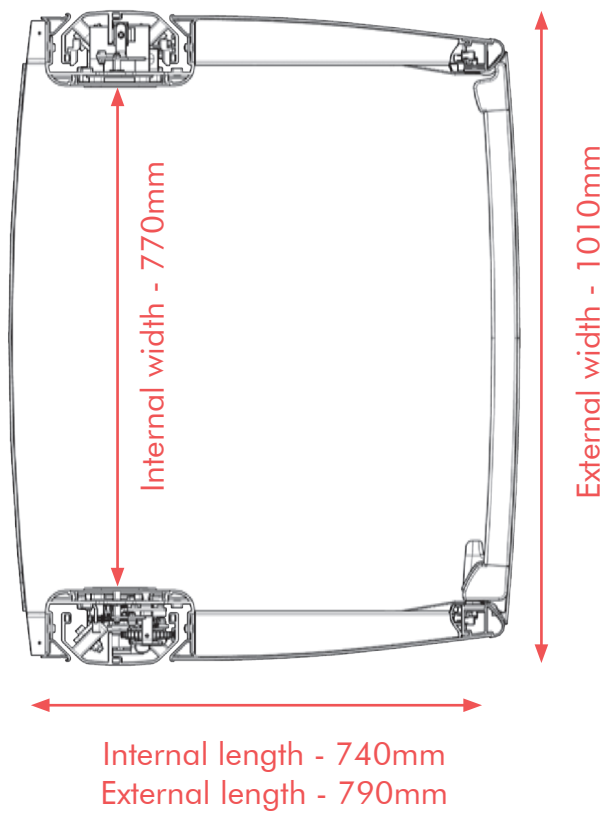
Maximum external cabin footprint	1010mm x 790mm
Internal cabin footprint	770mm x 740mm
Homelift entrance	Easy access ramp
Homelift entrance width	800mm
Minimum upper floor ceiling height	Standard 2350mm / Compact 2200mm

## S3.

Maximum external cabin footprint	1010mm x 1220mm
Internal cabin footprint	770mm x 1140mm
Homelift entrance	Easy access ramp
Homelift entrance width	800mm
Minimum upper floor ceiling height	Standard 2350mm / Compact 2200mm

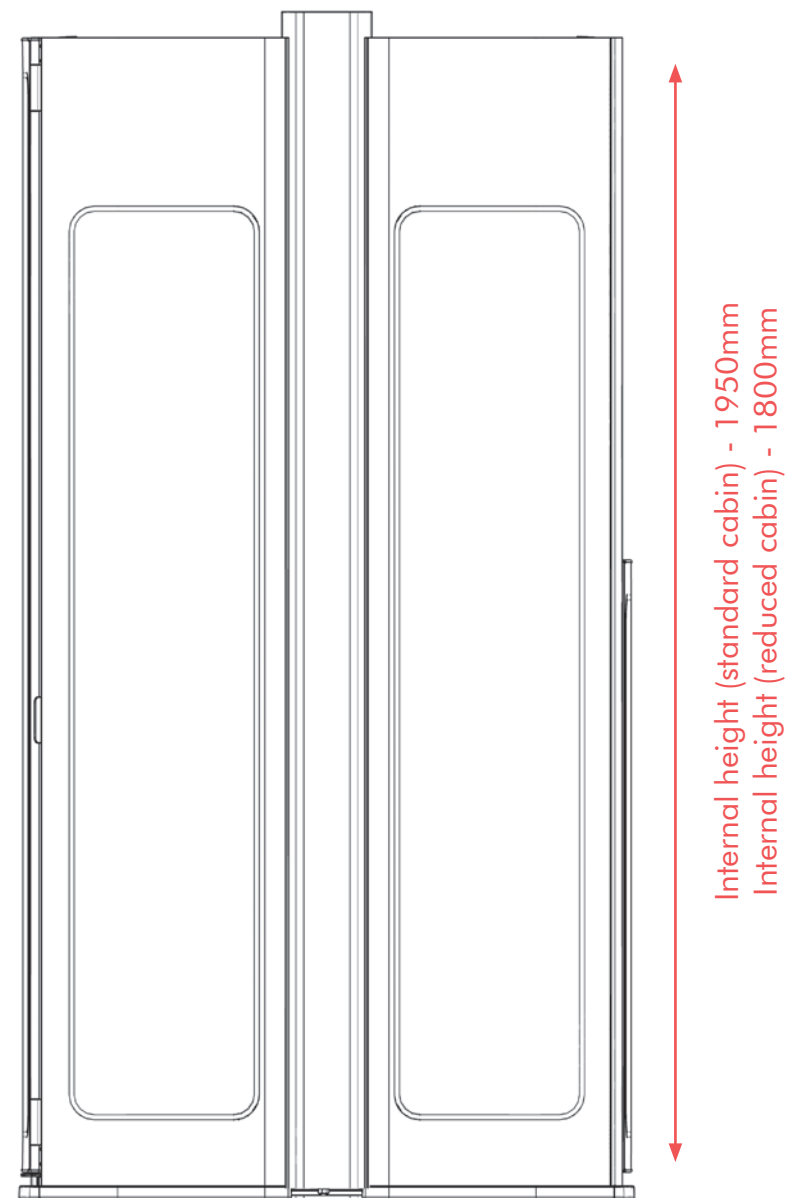
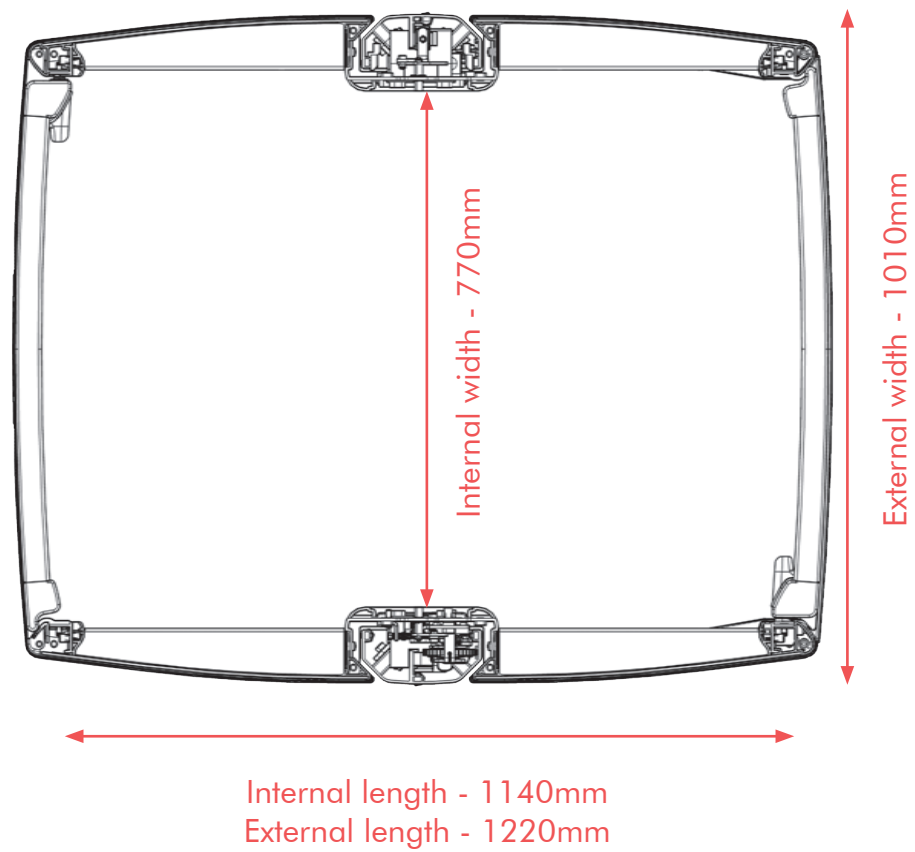
Stannah strictly adheres to relevant laws and regulations, ensuring our homelifts consistently meet the highest standards of quality and safety. We work closely with notified bodies to tailor and certify our products to ensure compliance with essential regulations, delivering effective, high-quality solutions that meet diverse customer needs without compromising safety.

# S2.





# S3.



# Frequently asked questions.

## How many floors can Uplifts travel?

Uplifts are perfect for travel between two storeys/floors.

## How many people can Uplifts carry?

The S2 is ideal for up to two people standing, whilst the S3 is large enough to accommodate up to three people standing or a wheelchair.

## Will my walls be strong enough?

Uplifts are self-supporting which means it does not require any supporting walls.

## Will there be a step into the lift?

Both the S2 and S3 have a low level access ramp for easy entry therefore avoiding the need for a step.

## Are homelifts safe?

Uplifts come with a range of safety features to ensure peace of mind.

At Stannah, we strictly adhere to relevant laws and regulations, ensuring our homelifts consistently meet the highest standards of quality and safety.

## What if there is a power cut?

In the event of a loss of mains power, there is a battery backup system that ensures your return to the ground floor safely.

## Do I need a building permit?

You will need a building permit if you are installing a homelift. We will take care of all of the necessary paperwork so that you don't have to.

## Do I need an architect or builder?

Minimal structural work will be required to install the Uplift into your home. We will make all of the arrangements necessary, but if you are already working with a builder or architect, we will happily collaborate with them.

## How often does my lift need servicing?

Just like any major household appliance, we would recommend a yearly service to keep your homelift running to its full potential. All of our homelifts come with a two year warranty and includes an annual service.

## Are homelifts noisy?

No, the noise level is less than 50 decibels, which is equivalent to the noise made by your refrigerator making it extremely quiet during operation.

# What happens next?

## Step 3:

Once you have made the decision to go ahead and order you just need to give us a quick call and we'll get everything moving.

## Step 4:

We'll arrange for a full survey to be done to ensure a structurally sound installation.

## Step 5:

We will arrange any preparation work with our trusted sub-contractors and fix a date for installation.

## Step 2:

We'll arrange for one of our helpful sales consultants to visit your home and talk you through the options we offer, and give you a straight forward quote for you to consider in your own time.

## Step 6:

Our installation team will fit your lift to the highest standards, leaving everything tidy and give you a full demonstration on how to use your new lift before they leave.

## Step 1:

Call us now on 0800 715383 to speak with one of our friendly advisors.

## Step 7:

Your new lift, with a full two year warranty, will be ready to go and will start making your life easier!



Call us now on **0800 715383**





## Contact Stannah today

Freephone: **0800 715383**  
[www.stannah.com](http://www.stannah.com)

**Stannah**  
Watt Close  
East Portway  
Andover  
Hampshire  
SP10 3SD

Our company policy is one of continuing product improvement. We therefore reserve the right to alter the specifications and to change and improve design at any time. Alterations in models, standards and optional equipment as described in the text and illustrations may occur. For precise information, please contact Stannah.  
Copyright © 2024 Stannah Lift Holdings Ltd. All rights reserved. Stannah and Uplifts are registered trademarks in the UK and other countries and regions.  
This brochure is not to be reproduced wholly or in part without the written permission of Stannah.  
Issue 1/May 2024

# Stannah